

Declaration of Performance

Number: **DeclarationOfPerformance_F-R60K_A_EN**

1. Unique Identification Code of the Product

F-R60K

2. Type

Systemair Fire Damper F-R60K

3. Intended Use of the Construction Product

Fire closure for HVAC ductworks for the compartmentization

4. Name, Registered Trade Name and Contact Address of the Manufacturer

Systemair Production a.s.

Hlavná 371,
90043 Kalinkovo, Slovakia

5. Where Applicable, Name and Contact Address of the Authorized Representative

6. System of Assessment and Verification of Constancy of Performance of the Construction Product

System 1

7. Harmonized Product Standard, Test Standard, Classification Standard

EN 15 650:2010

8. Identification Number of the Notified Body

1396

Name and address of the notified person:

FIRES s.r.o.,
Osloboditeľov 282,


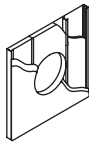
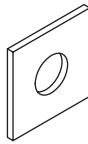

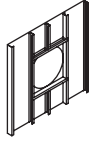
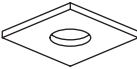

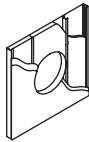
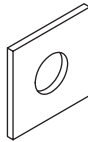


059 35 Batizovce, Slovakia

Notified person performed in system 1 the determination of the product type based on type testing (including sampling) and descriptive documentation of the production initial inspection of the manufacturing plant and of factory production control and continuous surveillance, assessment and evaluation of factory production control and issued certificate of constancy of performance:



9. Declared Performance:

Installations:

 ON F-R60K DN100 ... DN630	EI 60 ($v_e - i \leftrightarrow o$) S	a)  ≥ 100 mm	b)  ≥ 100 mm	 360°
		d)  ≥ 80 mm		
	EI 60 ($h_o - i \leftrightarrow o$) S	c)  ≥ 100 mm ≥ 620 kg/m ³		
 OUT F-R60K DN100 ... DN630	EI 60 ($v_e - i \leftrightarrow o$) S	a)  ≥ 100 mm	b)  ≥ 100 mm	 360°
		d)  ≥ 80 mm		

Legend:

- On** - Damper installed on a supporting construction
- Out** - Damper installed remotely from the supporting construction
- a)** - Flexible (plasterboard) wall
- b)** - Concrete/masonry/cellular concrete (rigid) wall
- c)** - Concrete/cellular concrete (rigid) floor/ceiling
- d)** - Shaft wall - one side covered with 2 layers of gypsum board
- v_e** - Vertical wall
- h_o** - Horizontal floor/ceiling

Assessment of F-R60K

Property	Test regulation	Classification standard	Technical specification for assessment	Performance expressed	Evaluation
Nominal activation /Sensing element conditions /sensitivity	ISO 10294-4	/	EN 15650 4.2.1.2 4.2.1.2.2 4.2.1.2.3	• load-bearing capacity in accordance with ISO 10294-4, 4.2; • response temperature in accordance with ISO 10294-4, 4.2;	Satisfied
Response delay (response time)	EN 1366-2	/	EN 15650 4.2.1.3	• closure time within time period of 2 minutes	Satisfied
Operational reliability	EN 1366-2 cl. 10.2	/	EN 15650 4.3.1 a)	50 cycles	Satisfied
Fire resistance • integrity • insulation • smoke leakage • mechanical stability	EN 1366-2	EN 13501-3 + A1	EN 15650, cl. 4.1.1, a), cl. 4.1.1 b), cl. 4.1.1 c), cl. 4.1.1 a),	See installation Table 9.	Satisfied
Fire resistance • maintenance of cross-section	EN 1366-2	EN 13501-3 + A1	EN 15650, cl. 4.4.1 a)	See installation Table 9.	Satisfied
Durability of response delay	ISO 10294-4	/	EN 15650 4.3.3.1	Durability of response delay (by tested temperature response and load-bearing capacity) is preserved.	Satisfied
Durability of operational reliability	EN 15650 Annex C	/	EN 15650 4.3.3.2	10 000 cycles at the range from 0° to 90° followed by 10 000 cycles at range from half open to two thirds open.	Satisfied

This declaration of performance is issued under the sole responsibility of the manufacturer identified in point 4.
Signed for and on behalf of the manufacturer by:

Kalinkovo, February 4, 2021


Ing. Maroš Chlebo, Managing Director