


HAGAB®

BASIC 2 Non-return damper



BASIC 2 non-return dampers prevent fire gases from spreading through the supply air system in supply/exhaust ventilation systems with fans in operation during fire. Suitable for apartments, hotels, hospitals and retirement housing. Type approved.

Automatic Type approved Cost-effective

THE PRODUCT

BASIC 2 is an automatic non-return damper that activates immediately in case of fire to prevent the spread of fire gases through the supply air ducts in supply/exhaust ventilation systems with fans in operation. Particularly suitable for apartments, hotels, hospitals and retirement housing.

In all other non-burning fire compartments, ventilation continues without exposure to the fire. This means that no uncontrolled pressure variations, which can cause fire gas to spread through leaks in the structure, will occur in the building.

FIRE TEST

BASIC 2 has undergone a variety of realistic fire tests at the FOI (Swedish Defence Research Agency) test facility in Rosersberg. Using a fire gas damper as a reference, the results of the tests showed that BASIC 2 worked well to prevent fire gas from spreading through the supply air ducts.

Type approval, SP certification 0016/05

LEAKAGE TEST

BASIC 2 has been leakage tested at the SP Technical Research Institute of Sweden in Borås, and by a comfortable margin meets leakage class 2 acc. to AMA VVS & Kyl 16 (Swedish reference material for HVAC&R).

NOISE AND PRESSURE DROP TEST

BASIC 2 has been noise and pressure drop tested in a certified sound laboratory.

STRENGTH TEST

BASIC 2 has undergone a product endurance test in which, among other things, the closing function was tested more than 10,000 times with no loss of function.

MATERIAL

BASIC 2 has been reviewed and approved by SP with regard to dangerous substances. The product is recyclable and registered in Byggarubedömningen (Swedish Building Material Assessment) and SundaHus Miljödata (Healthy Home Material Database).



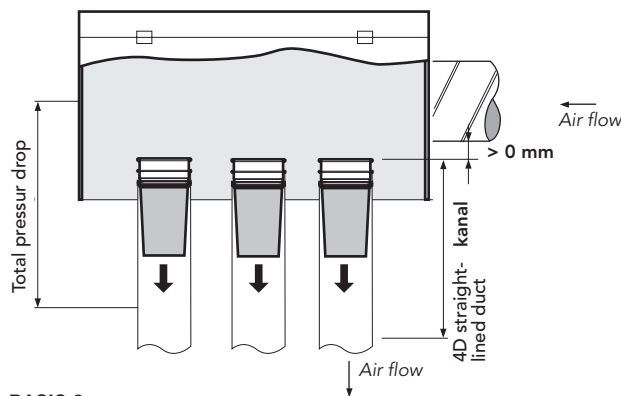
HAGAB®

BASIC

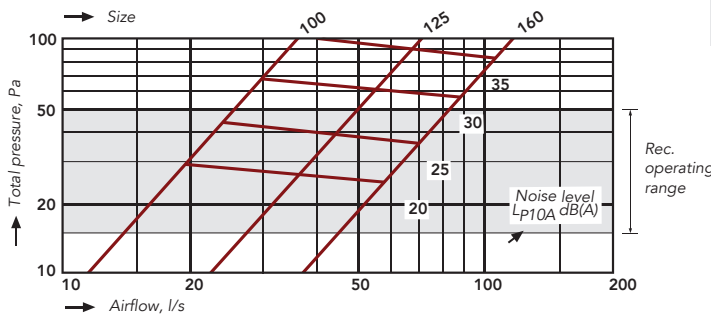
Non-return damper

SIZING

SIZE 100, 125, 160

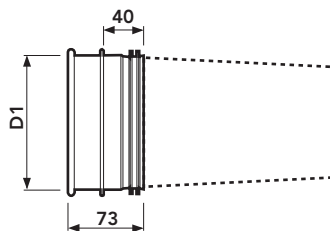


BASIC-2



Note Air flow in the duct outlet must not exceed the speed in any of the distribution ducts. The top edge of the distribution duct must always be below the bottom edge of the connection duct. The revised values are based on measurements with a straight section corresponding to 4 diameters after BASIC has been calculated from the edge of the inlet. A shorter straight section may cause noise and pressure problems.

DIMENSIONS AND WEIGHTS



Size	d1	Weight Kg
100	99	0.25
125	124	0.3
160	159	0.4

Dimensions in mm.

EXAMPLE DESCRIPTION

QJC.12 (acc. to AMA VVS & Kyl 16)

Non-return damper, HAGAB type BASIC 2 in size 160.

SPECIFICATION

Example

Non-return damper

BASIC-2-160-1

BASIC-a-bbb-c

Design (a)

a = 2 For fitting in distribution box
(size 100, 125, 160)

Size Ø mm (bbb)

bbb = See dimension table (100 - 315)

Control damper (IRIS) (c)

c = 0 Without control damper (supplied unless stated otherwise)

NOISE DATA

Noise level in duct, L_{wok} , calculated acc. to $L_{wok} = L_{P10A} + K_{ok}$.
 L_{P10A} = noise level in a room with 4 dB attenuation. In K_{ok} room attenuation and end reflection have been considered for each duct size. ▼

K_{ok} OCTAVE BAND HZ

Size	63	125	250	500	1k	2k	4k	8k
100	38	28	18	8	0	-8	-10	-10
125	30	18	18	8	0	-12	-17	-16
160	20	22	17	9	-1	-8	-13	-13

SOUND ATTENUATION

Sound attenuation, ΔL dB, refers to a reduction of sound power level in the duct. ▼

ΔL DB OCTAVE BAND HZ

Size	63	125	250	500	1k	2k	4k	8k
100	1	2	1	2	4	8	10	12
125	1	2	1	1	3	6	7	10
160	0	1	0	0	2	4	5	7

